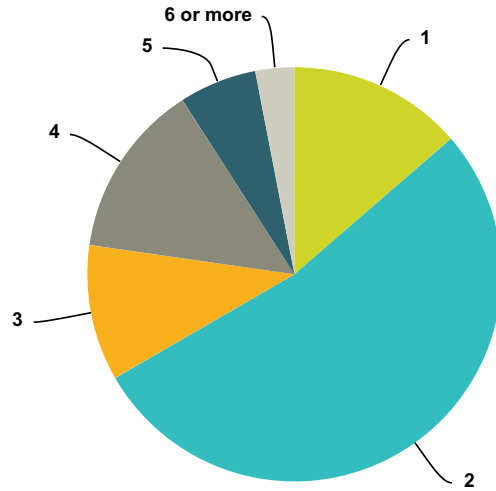


Q1 Including yourself, how many people are currently living in this household? Please tick one only

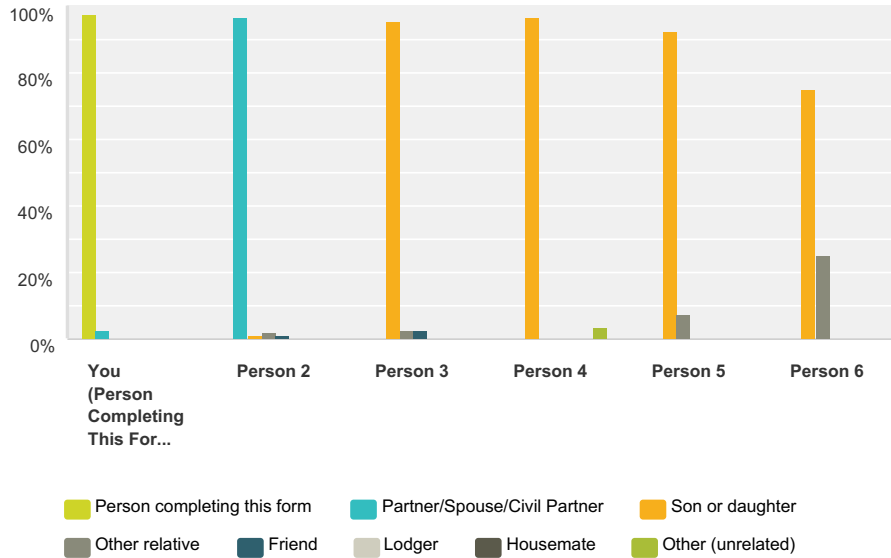
Answered: 132 Skipped: 2



Answer Choices	Responses	
1	13.64%	18
2	53.03%	70
3	10.61%	14
4	13.64%	18
5	6.06%	8
6 or more	3.03%	4
Total		132

Q2 Relationship to person filling out this form. Please tick one per row

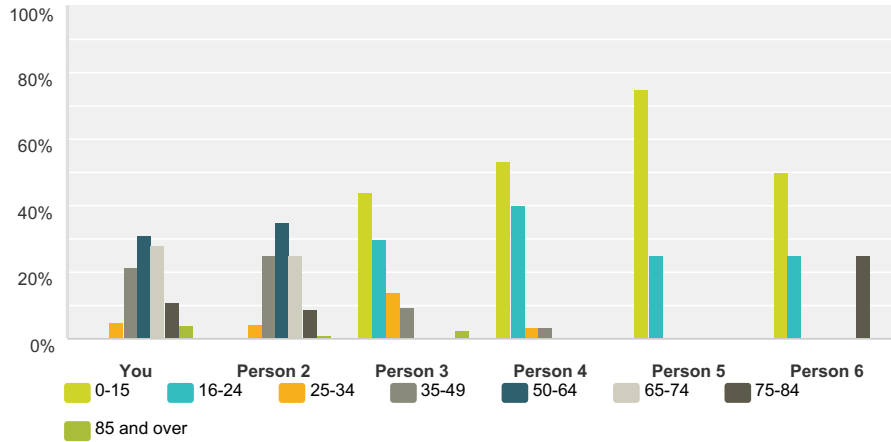
Answered: 130 Skipped: 4



	Person completing this form	Partner/Spouse/Civil Partner	Son or daughter	Other relative	Friend	Lodger	Housemate	Other (unrelated)	Total
You (Person Completing This Form - Column 1)	97.69% 127	2.31% 3	0.00% 0	0.00% 0	0.00% 0	0.00% 0	0.00% 0	0.00% 0	130
Person 2	0.00% 0	96.49% 110	0.88% 1	1.75% 2	0.88% 1	0.00% 0	0.00% 0	0.00% 0	114
Person 3	0.00% 0	0.00% 0	95.35% 41	2.33% 1	2.33% 1	0.00% 0	0.00% 0	0.00% 0	43
Person 4	0.00% 0	0.00% 0	96.67% 29	0.00% 0	0.00% 0	0.00% 0	0.00% 0	3.33% 1	30
Person 5	0.00% 0	0.00% 0	92.31% 12	7.69% 1	0.00% 0	0.00% 0	0.00% 0	0.00% 0	13
Person 6	0.00% 0	0.00% 0	75.00% 3	25.00% 1	0.00% 0	0.00% 0	0.00% 0	0.00% 0	4

Q3 Age. Please tick one per row

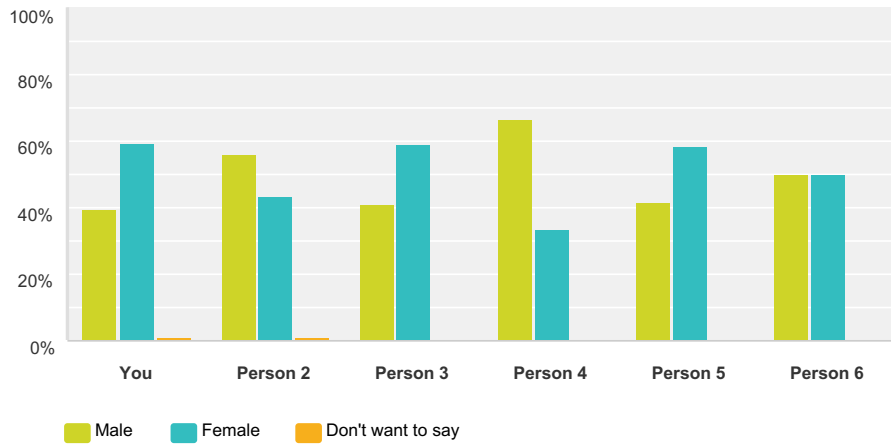
Answered: 126 Skipped: 8



	0-15	16-24	25-34	35-49	50-64	65-74	75-84	85 and over	Total
You	0.00% 0	0.00% 0	4.76% 6	21.43% 27	30.95% 39	27.78% 35	11.11% 14	3.97% 5	126
Person 2	0.00% 0	0.00% 0	4.50% 5	25.23% 28	35.14% 39	25.23% 28	9.01% 10	0.90% 1	111
Person 3	44.19% 19	30.23% 13	13.95% 6	9.30% 4	0.00% 0	0.00% 0	0.00% 0	2.33% 1	43
Person 4	53.33% 16	40.00% 12	3.33% 1	3.33% 1	0.00% 0	0.00% 0	0.00% 0	0.00% 0	30
Person 5	75.00% 9	25.00% 3	0.00% 0	0.00% 0	0.00% 0	0.00% 0	0.00% 0	0.00% 0	12
Person 6	50.00% 2	25.00% 1	0.00% 0	0.00% 0	0.00% 0	0.00% 0	25.00% 1	0.00% 0	4

Q4 Are you/they...? Please tick one per row

Answered: 129 Skipped: 5



	Male	Female	Don't want to say	Total
You	39.53% 51	59.69% 77	0.78% 1	129
Person 2	55.75% 63	43.36% 49	0.88% 1	113
Person 3	40.91% 18	59.09% 26	0.00% 0	44
Person 4	66.67% 20	33.33% 10	0.00% 0	30
Person 5	41.67% 5	58.33% 7	0.00% 0	12
Person 6	50.00% 2	50.00% 2	0.00% 0	4

Battisford Parish Council - Housing Needs Survey

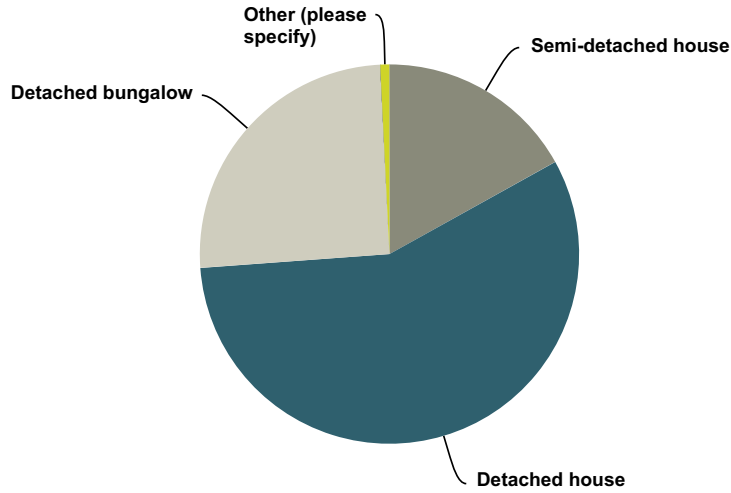
Q5 How would you describe your household's ethnic origins. Please tick one per column

Answered: 129 Skipped: 5

	You	Person 2	Person 3	Person 4	Person 5	Person 6	Total Respondents
White British	100.00% 127	85.04% 108	33.07% 42	22.83% 29	9.45% 12	3.15% 4	127
White Irish	0.00% 0	0.00% 0	0.00% 0	0.00% 0	0.00% 0	0.00% 0	0
Any other white background	0.00% 0	100.00% 2	0.00% 0	0.00% 0	0.00% 0	0.00% 0	2
White & Black Caribbean	0.00% 0	0.00% 0	0.00% 0	0.00% 0	0.00% 0	0.00% 0	0
White & Black African	0.00% 0	0.00% 0	0.00% 0	0.00% 0	0.00% 0	0.00% 0	0
White & Asian	0.00% 0	0.00% 0	0.00% 0	0.00% 0	0.00% 0	0.00% 0	0
Any other mixed ethnic background	0.00% 0	0.00% 0	0.00% 0	0.00% 0	0.00% 0	0.00% 0	0
Caribbean	0.00% 0	0.00% 0	0.00% 0	0.00% 0	0.00% 0	0.00% 0	0
African	0.00% 0	0.00% 0	0.00% 0	100.00% 1	0.00% 0	0.00% 0	1
Any other black background	0.00% 0	0.00% 0	0.00% 0	0.00% 0	0.00% 0	0.00% 0	0
Indian	0.00% 0	0.00% 0	0.00% 0	0.00% 0	0.00% 0	0.00% 0	0
Pakistani	0.00% 0	0.00% 0	0.00% 0	0.00% 0	0.00% 0	0.00% 0	0
Bangladeshi	0.00% 0	0.00% 0	0.00% 0	0.00% 0	0.00% 0	0.00% 0	0
Any other Asian background	0.00% 0	0.00% 0	0.00% 0	0.00% 0	0.00% 0	0.00% 0	0
Chinese	0.00% 0	0.00% 0	0.00% 0	0.00% 0	0.00% 0	0.00% 0	0
Gypsy, Roma or Traveller	0.00% 0	0.00% 0	0.00% 0	0.00% 0	0.00% 0	0.00% 0	0
Arab	0.00% 0	0.00% 0	0.00% 0	0.00% 0	0.00% 0	0.00% 0	0
Any other ethnicity not listed	0.00% 0	0.00% 0	0.00% 0	0.00% 0	0.00% 0	0.00% 0	0
Do not want to say	100.00% 2	50.00% 1	50.00% 1	0.00% 0	0.00% 0	0.00% 0	2

Q6 What type of accommodation are you living in? Please tick only one

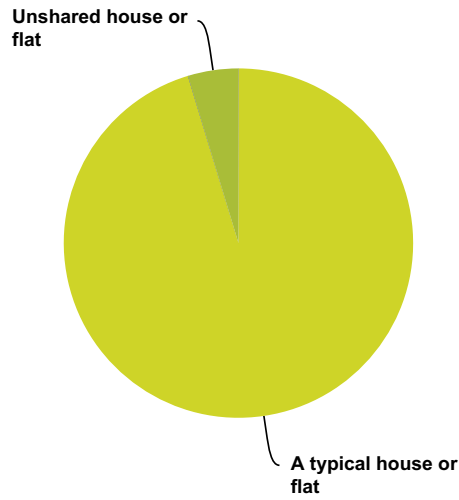
Answered: 130 Skipped: 4



Answer Choices	Responses
Bedsit/Studio	0.00% 0
Flat/Apartment	0.00% 0
Terraced house (including end terrace)	0.00% 0
Semi-detached house	16.92% 22
Detached house	56.92% 74
Detached bungalow	25.38% 33
Semi-detached bungalow	0.00% 0
Mobile home/Caravan	0.00% 0
Maisonette	0.00% 0
Park Home	0.00% 0
Other (please specify)	0.77% 1
Total	130

Q7 How would you describe your house? Please tick only one

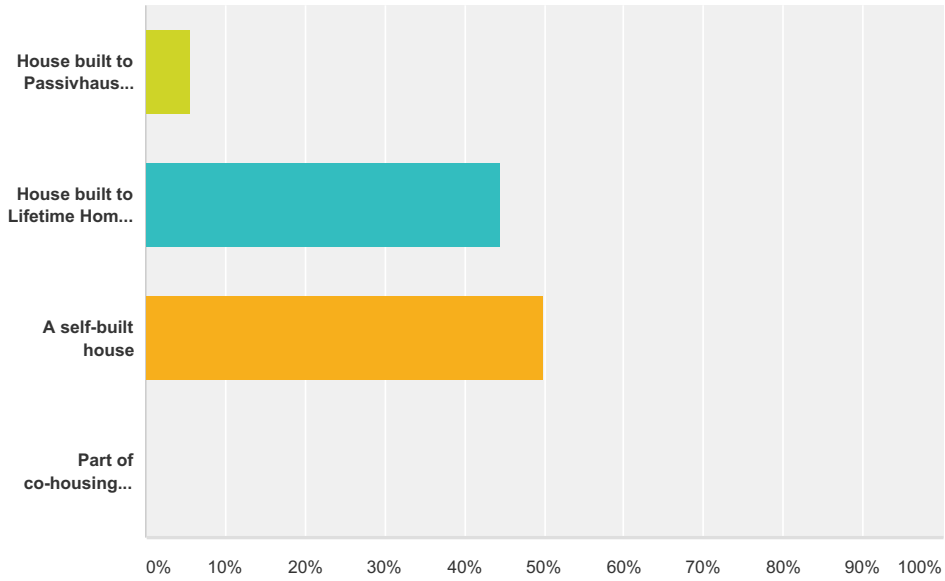
Answered: 129 Skipped: 5



Answer Choices	Responses	
A typical house or flat	95.35%	123
Bed and Breakfast	0.00%	0
Residential care home	0.00%	0
Nursing home	0.00%	0
Sheltered accommodation	0.00%	0
Very sheltered accommodation	0.00%	0
Shared house or flat	0.00%	0
Unshared house or flat	4.65%	6
Hostel	0.00%	0
Armed Forces accommodation	0.00%	0
Total		129

Q8 If relevant please also tick any of these:

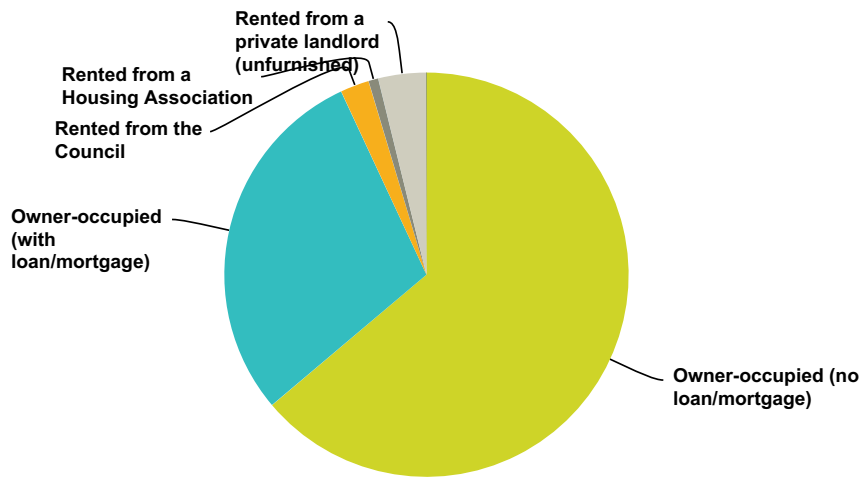
Answered: 18 Skipped: 116



Answer Choices	Responses
House built to Passivhaus standard	5.56% 1
House built to Lifetime Home standard	44.44% 8
A self-built house	50.00% 9
Part of co-housing development	0.00% 0
Total Respondents: 18	

Q9 Ownership: is your home...? Please tick only one

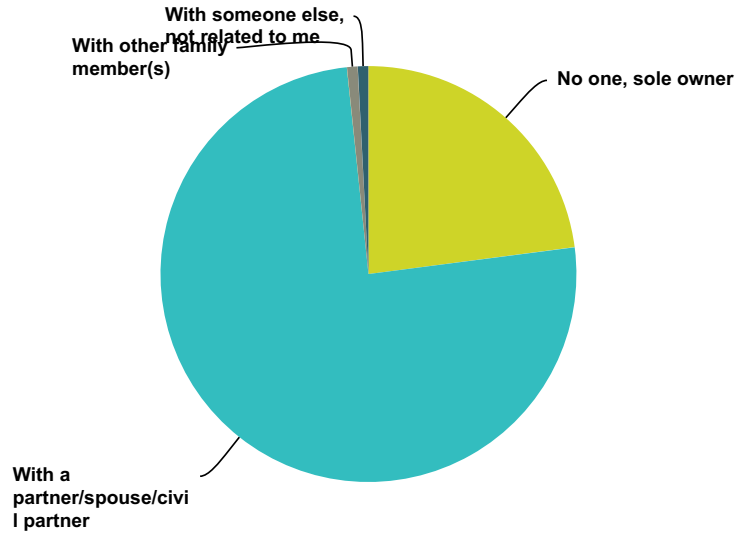
Answered: 130 Skipped: 4



Answer Choices	Responses	
Owner-occupied (no loan/mortgage)	63.85%	83
Owner-occupied (with loan/mortgage)	29.23%	38
Rented from the Council	2.31%	3
Rented from a Housing Association	0.77%	1
Rented from a private landlord (furnished)	0.00%	0
Rented from a private landlord (unfurnished)	3.85%	5
Tied housing - linked to a job	0.00%	0
Shared ownership housing with a Housing Association	0.00%	0
Co-ownership housing	0.00%	0
Other (please specify)	0.00%	0
Total		130

Q10 If you own your home, whom do you own it with? Please tick one only

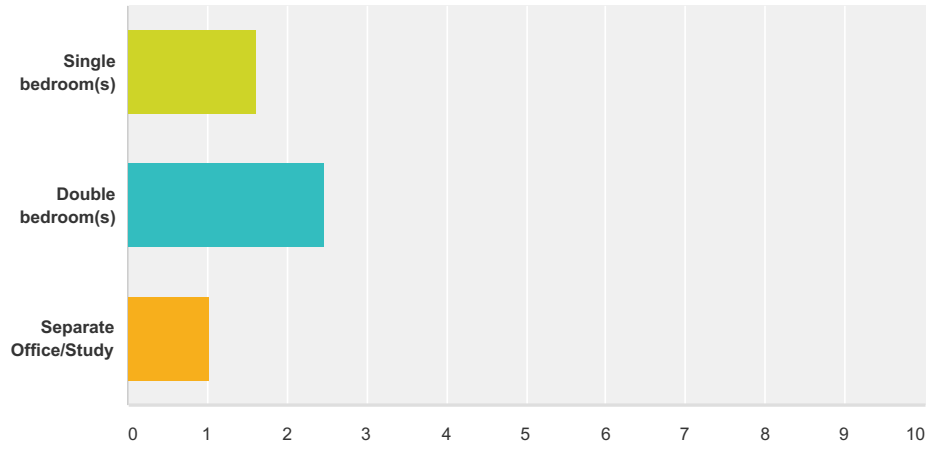
Answered: 122 Skipped: 12



Answer Choices	Responses	
No one, sole owner	22.95%	28
With a partner/spouse/civil partner	75.41%	92
With parent(s)	0.00%	0
With other family member(s)	0.82%	1
With someone else, not related to me	0.82%	1
With Local Authority	0.00%	0
With a Housing Association	0.00%	0
With a Private Company	0.00%	0
Total		122

Q11 How many rooms of the following type does your home have? Please tick all that apply

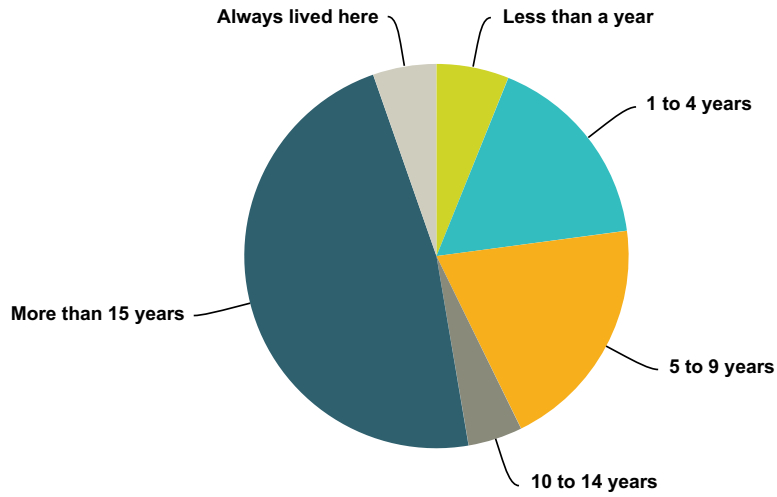
Answered: 126 Skipped: 8



	1	2	3	4	5	6+	Total	Weighted Average
Single bedroom(s)	57.32% 47	32.93% 27	7.32% 6	0.00% 0	0.00% 0	2.44% 2	82	1.60
Double bedroom(s)	21.14% 26	34.96% 43	23.58% 29	17.07% 21	2.44% 3	0.81% 1	123	2.47
Separate Office/Study	97.62% 41	2.38% 1	0.00% 0	0.00% 0	0.00% 0	0.00% 0	42	1.02

Q12 How long have you lived at your current address? Please tick one only

Answered: 131 Skipped: 3



Answer Choices	Responses	
Less than a year	6.11%	8
1 to 4 years	16.79%	22
5 to 9 years	19.85%	26
10 to 14 years	4.58%	6
More than 15 years	47.33%	62
Always lived here	5.34%	7
Total		131

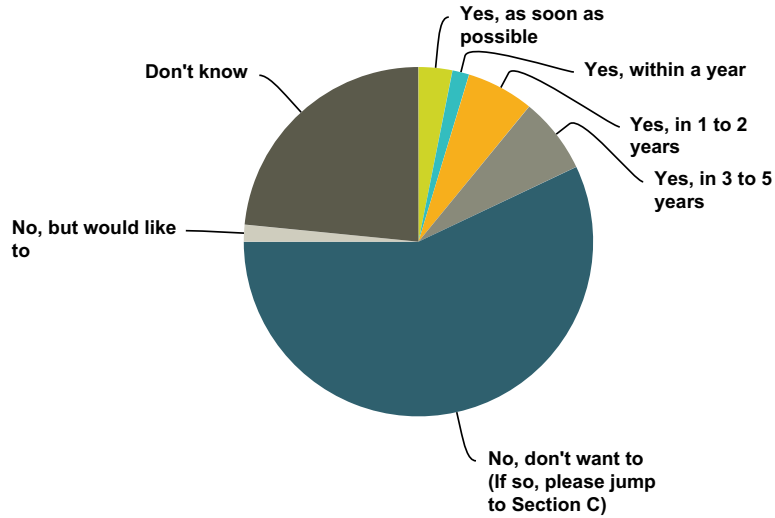
Q13 What factors influenced your decision to move to your present home? Please tick all that apply

Answered: 121 Skipped: 13

Answer Choices	Responses	
To move to cheaper accommodation	3.31%	4
To move to a smaller home	7.44%	9
To move to a larger home	33.06%	40
Wanted to buy a newly built house	3.31%	4
A bigger garden	35.54%	43
A smaller garden	4.96%	6
Easier to maintain house	6.61%	8
Free up equity	1.65%	2
Wanted to buy own home	14.05%	17
Wanted to rent a home	0.00%	0
Relationship or family breakdown	0.83%	1
To live with a partner	10.74%	13
To move closer to family or friends	10.74%	13
To be closer to work or a new job	15.70%	19
Retirement	12.40%	15
Evicted	0.00%	0
Home was repossessed	0.00%	0
Access problems (e.g. stairs)	3.31%	4
To make it easier to receive care/support	0.83%	1
To provide care to family/friends	0.83%	1
To move to a better neighbourhood	18.18%	22
To move closer to transport links	1.65%	2
To move closer to shops and services	0.83%	1
To move to a school catchment area	0.83%	1
For higher education/university	0.00%	0
To move to a safer area	5.79%	7
Total Respondents: 121		

Q14 Do you think you will need to move to a different home or extend your property in the future?

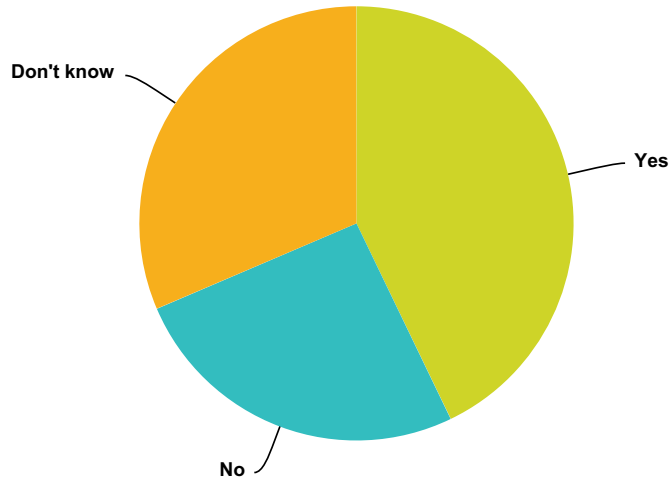
Answered: 128 Skipped: 6



Answer Choices	Responses
Yes, as soon as possible	3.13% 4
Yes, within a year	1.56% 2
Yes, in 1 to 2 years	6.25% 8
Yes, in 3 to 5 years	7.03% 9
No, don't want to (If so, please jump to Section C)	57.03% 73
No, but would like to	1.56% 2
Don't know	23.44% 30
Total	128

Q15 If you answered Yes to the above, would you prefer to stay within your existing community?

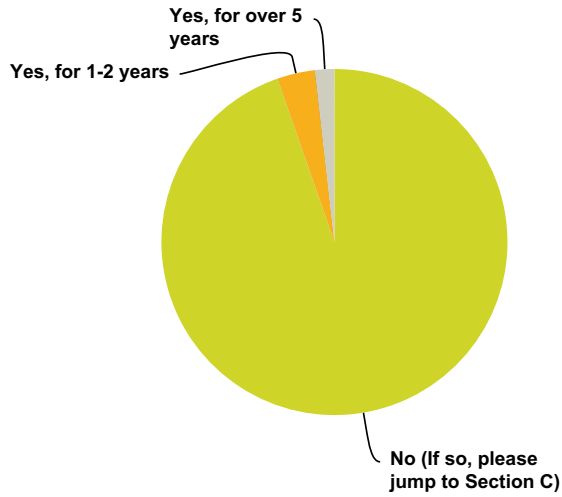
Answered: 35 Skipped: 99



Answer Choices	Responses	
Yes	42.86%	15
No	25.71%	9
Don't know	31.43%	11
Total		35

Q16 Have you been wanting to move to another property within your community, but not been able to do so?

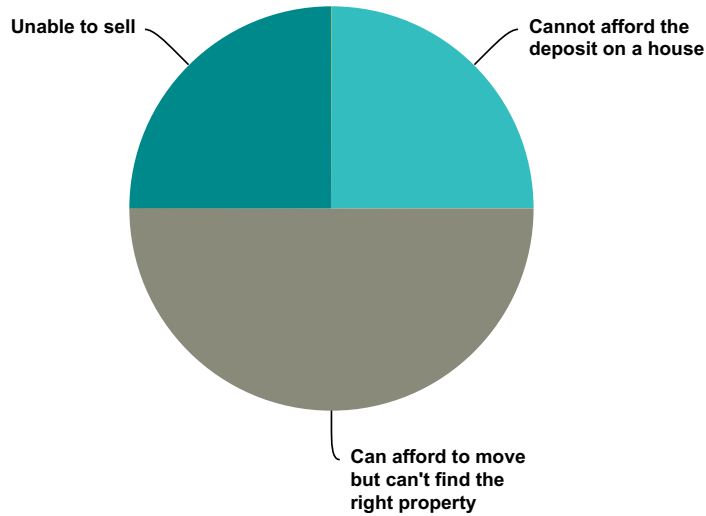
Answered: 56 Skipped: 78



Answer Choices	Responses	
No (If so, please jump to Section C)	94.64%	53
Yes, for less than a year	0.00%	0
Yes, for 1-2 years	3.57%	2
Yes, for 2-3 years	0.00%	0
Yes, for 3-5 years	0.00%	0
Yes, for over 5 years	1.79%	1
Total		56

Q17 If you wish or need to move but cannot, what is preventing you? Please tick all that apply

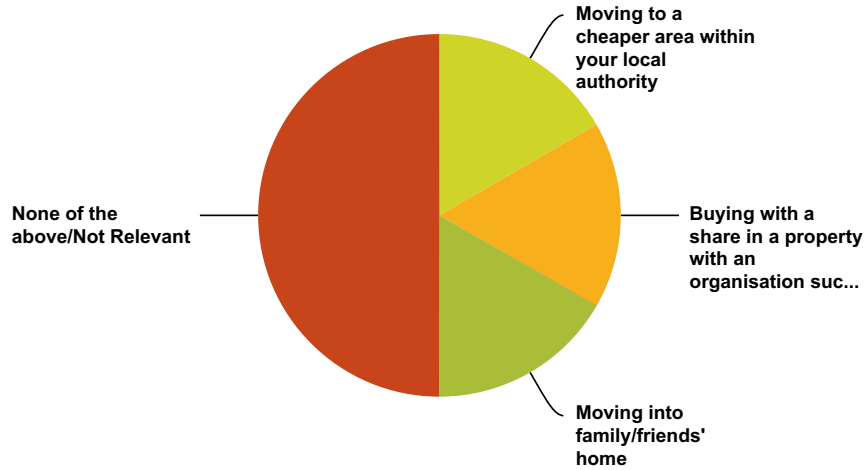
Answered: 4 Skipped: 130



Answer Choices	Responses
Cannot afford the monthly cost of a mortgage	0.00% 0
Cannot afford the deposit on a house	25.00% 1
Cannot afford moving costs	0.00% 0
Can afford to move but can't find the right property	50.00% 2
Local education choices	0.00% 0
Family reasons	0.00% 0
Location of employment	0.00% 0
Lack of affordable rented housing	0.00% 0
Rent/Mortgage arrears	0.00% 0
Unable to sell	25.00% 1
Negative equity	0.00% 0
Unsure of options available to help you move (e.g. Shared Ownership, Help to Buy)	0.00% 0
Would need emotional and practical support to move house from friends or a third party organisation	0.00% 0
Total	4

Q18 Would you consider any of the following options to help you move? Please tick all that apply

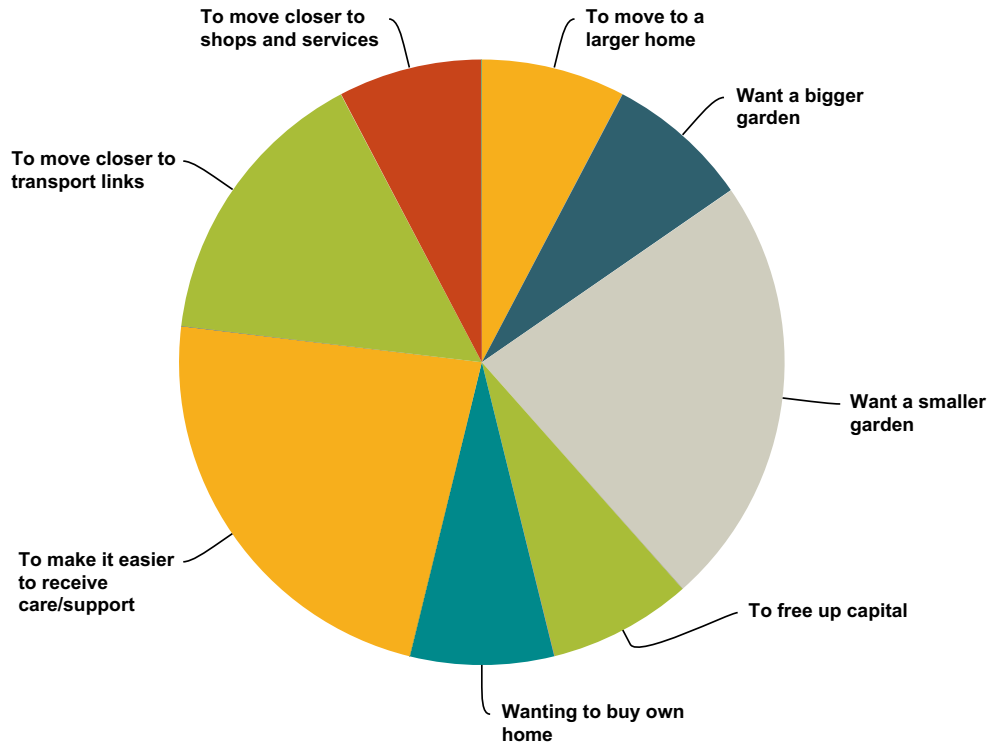
Answered: 6 Skipped: 128



Answer Choices	Responses	
Moving to a cheaper area within your local authority	16.67%	1
Moving to a cheaper area within Suffolk	0.00%	0
Buying with a share in a property with an organisation such as a Housing Organisation	16.67%	1
Buying with a friend/relative	0.00%	0
Renting with a friend/relative	0.00%	0
Using more of your disposable income to pay mortgage/rent	0.00%	0
Moving to a smaller house	0.00%	0
Moving into family/friends' home	16.67%	1
None of the above/Not Relevant	50.00%	3
Self-build/Custom build home	0.00%	0
Part of co-housing development	0.00%	0
Total		6

**Q19 What are the main reasons for wanting or needing to move to a different home?
Please tick any that apply**

Answered: 13 Skipped: 121



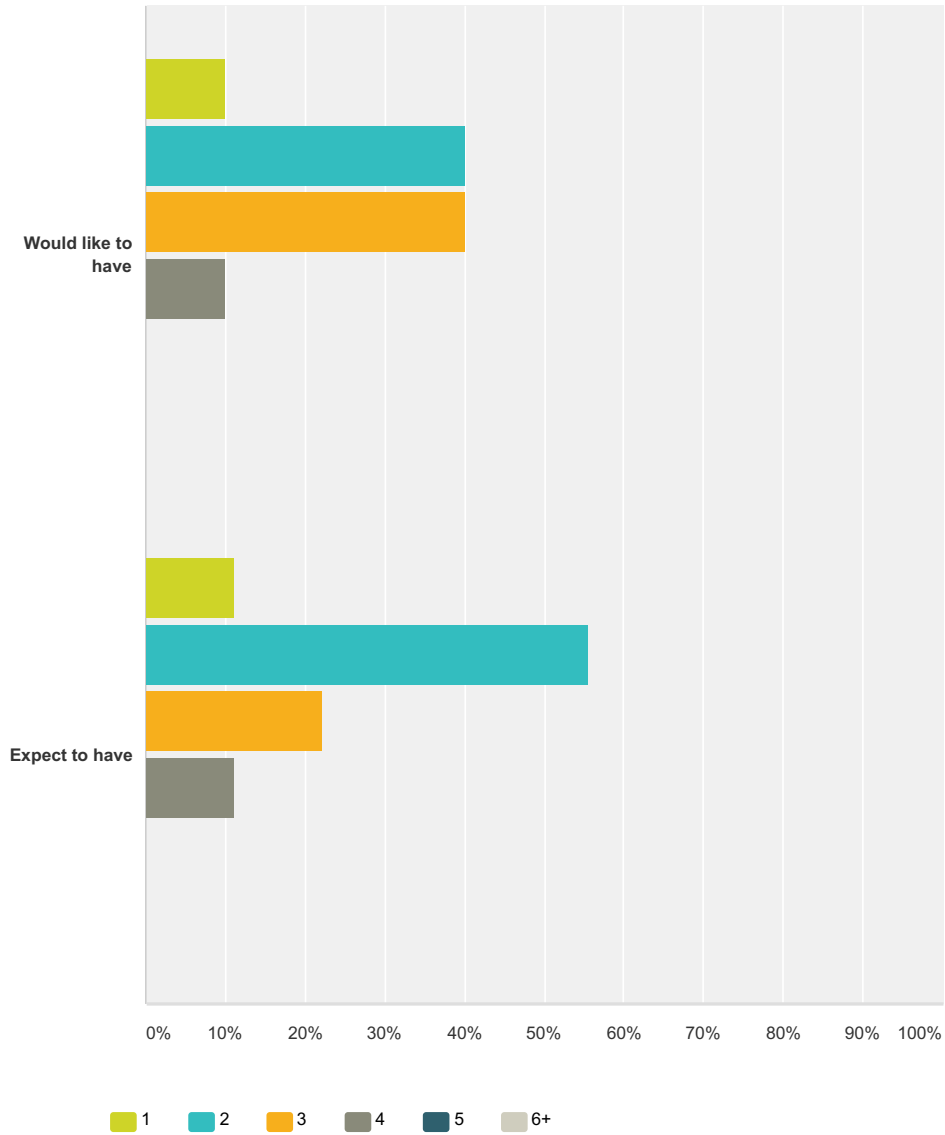
Answer Choices	Responses
To move to cheaper accommodation	0.00% 0
To move to a smaller house	0.00% 0
To move to a larger home	7.69% 1
My home is difficult to access	0.00% 0
Want a bigger garden	7.69% 1
Want a smaller garden	23.08% 3
Want a newer home	0.00% 0
To free up capital	7.69% 1
Condition of current property	0.00% 0
Wanting to buy own home	7.69% 1
Wanting to rent a home	0.00% 0

Battisford Parish Council - Housing Needs Survey

Relationship/Family breakdown	0.00%	0
To live with a partner	0.00%	0
To move closer to friends/family	0.00%	0
To be closer to work or a new job	0.00%	0
Got new accommodation offered with new job	0.00%	0
Retiring	0.00%	0
Being evicted	0.00%	0
Tenancy ending	0.00%	0
Home being repossessed	0.00%	0
Not enough car parking available	0.00%	0
The property is affecting my/our health	0.00%	0
To make it easier to receive care/support	23.08%	3
To provide care to family/friends	0.00%	0
Because of changes to my income	0.00%	0
Because of changes to my welfare benefits	0.00%	0
To move to a better neighbourhood	0.00%	0
To move closer to transport links	15.38%	2
To move closer to shops and services	7.69%	1
To move to a school catchment area	0.00%	0
For higher education/university	0.00%	0
To move to a safer area	0.00%	0
Total		13

Q20 Ideally, how many bedrooms would you like, and how many do you expect to have when you move?

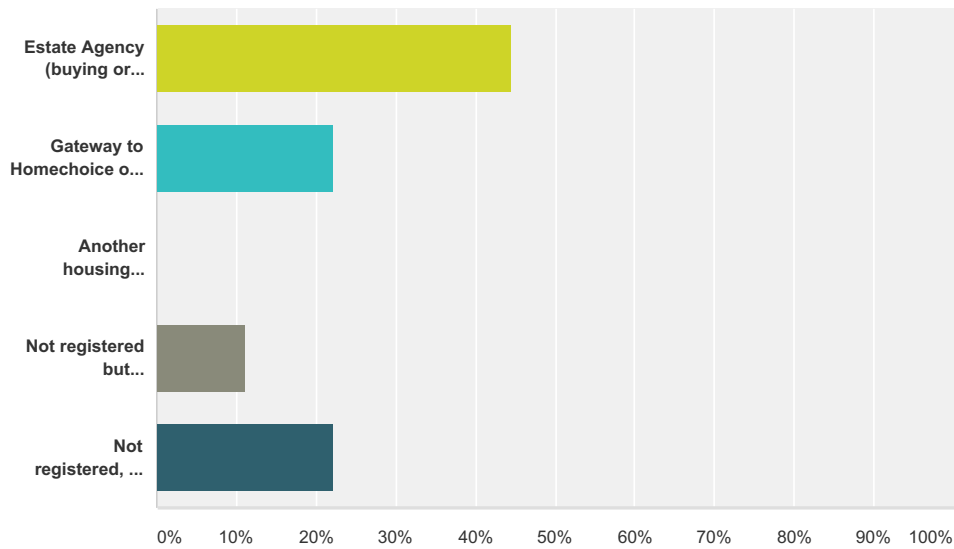
Answered: 11 Skipped: 123



	1	2	3	4	5	6+	Total
Would like to have	10.00% 1	40.00% 4	40.00% 4	10.00% 1	0.00% 0	0.00% 0	10
Expect to have	11.11% 1	55.56% 5	22.22% 2	11.11% 1	0.00% 0	0.00% 0	9

Q21 Have you registered your interest with any of the following? Please tick any that apply

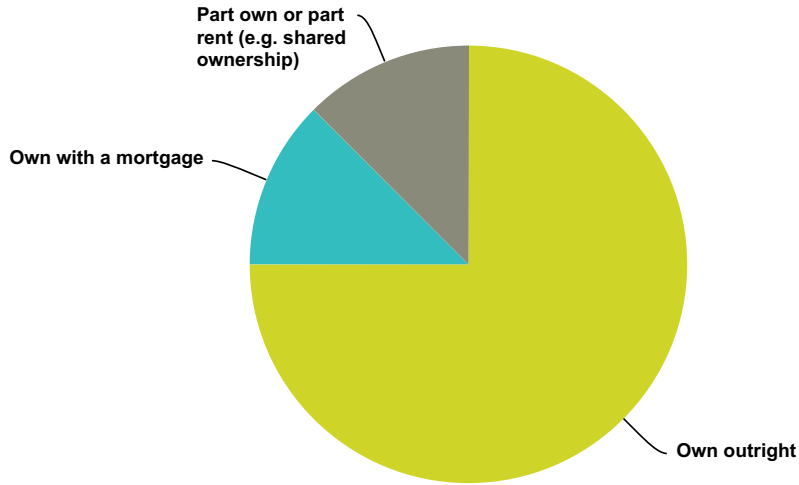
Answered: 9 Skipped: 125



Answer Choices	Responses
Estate Agency (buying or letting)	44.44% 4
Gateway to Homechoice or Home Link housing register	22.22% 2
Another housing register outside Suffolk	0.00% 0
Not registered but browsing/looking for properties	11.11% 1
Not registered, not looking	22.22% 2
Total Respondents: 9	

Q22 If you will be moving, what would you like and expect to be able to do about your home choice? Please tick one only

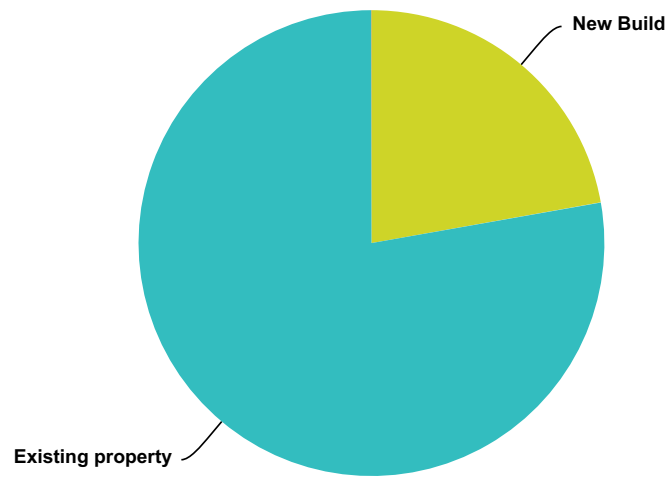
Answered: 8 Skipped: 126



Answer Choices	Responses	
Own outright	75.00%	6
Own with a mortgage	12.50%	1
Co-ownership	0.00%	0
Part own or part rent (e.g. shared ownership)	12.50%	1
Rent from the Council	0.00%	0
Rent from a Housing Association	0.00%	0
Rent from a private landlord/letting agency	0.00%	0
Rent from a relative/friend of household	0.00%	0
Tied or linked to job	0.00%	0
Share a flat/house in private rented sector	0.00%	0
Total		8

Q23 What type of house would you like to move to? Please tick one only

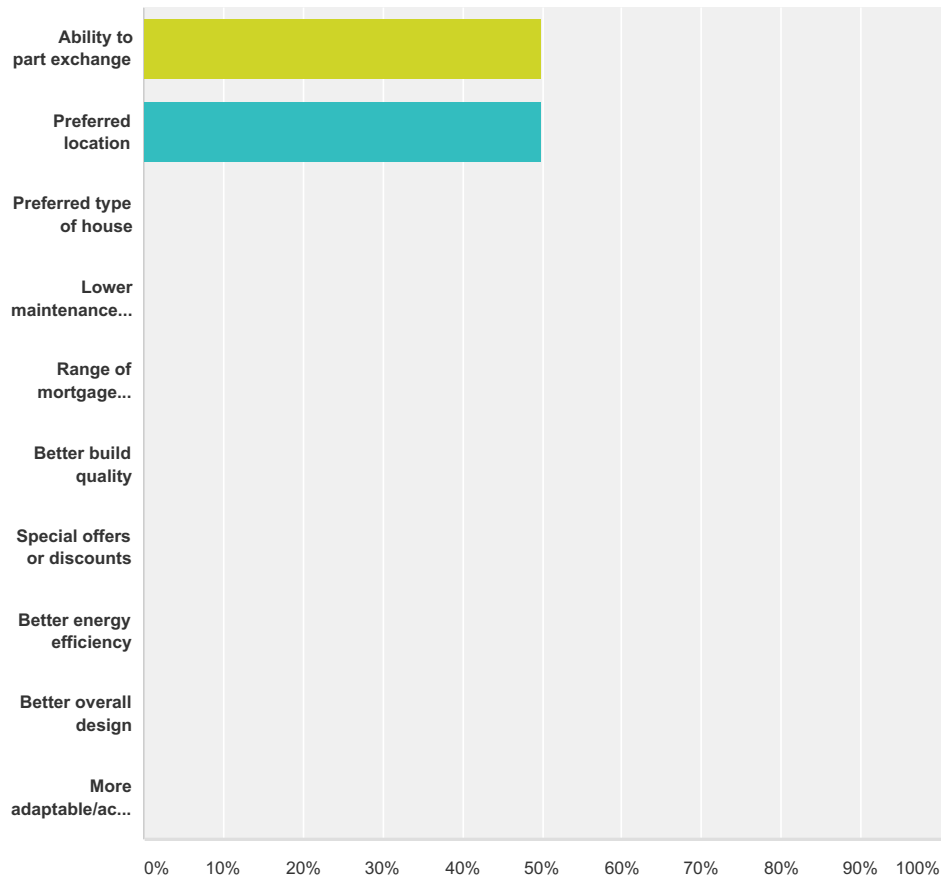
Answered: 9 Skipped: 125



Answer Choices	Responses	
New Build	22.22%	2
Existing property	77.78%	7
Self Build	0.00%	0
Part of co-housing development	0.00%	0
Total		9

Q24 Why do you intend to move to a newly built property? Please tick any that apply

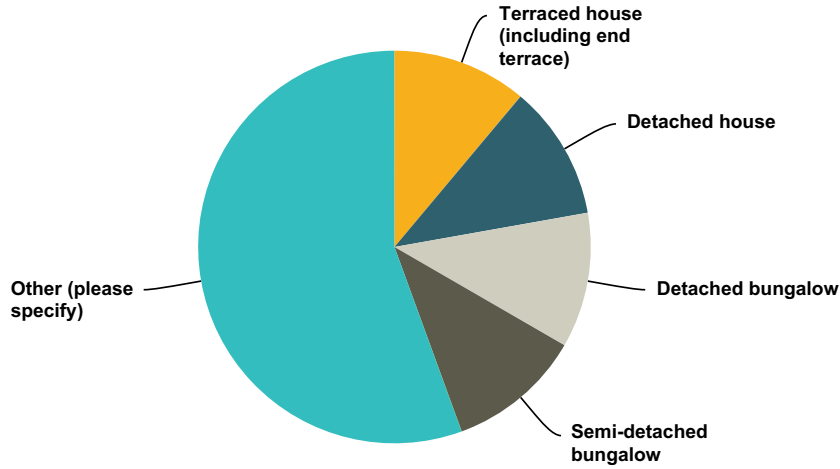
Answered: 2 Skipped: 132



Answer Choices	Responses
Ability to part exchange	50.00% 1
Preferred location	50.00% 1
Preferred type of house	0.00% 0
Lower maintenance costs	0.00% 0
Range of mortgage schemes	0.00% 0
Better build quality	0.00% 0
Special offers or discounts	0.00% 0
Better energy efficiency	0.00% 0
Better overall design	0.00% 0
More adaptable/accessible home	0.00% 0
Total Respondents: 2	

Q25 What type of existing property would you like and expect to move into? Please tick only one

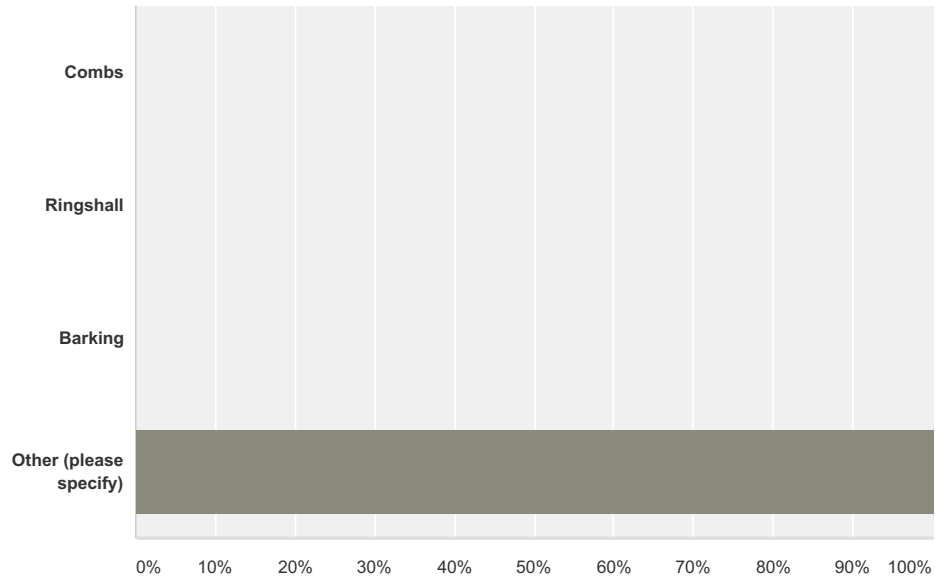
Answered: 9 Skipped: 125



Answer Choices	Responses	Count
Bedsit/Studio	0.00%	0
Flat/Apartment	0.00%	0
Terraced house (including end terrace)	11.11%	1
Semi-detached house	0.00%	0
Detached house	11.11%	1
Detached bungalow	11.11%	1
Semi-detached bungalow	11.11%	1
Mobile home/Caravan	0.00%	0
Houseboat	0.00%	0
Maisonette	0.00%	0
Park Home	0.00%	0
Other (please specify)	55.56%	5
Total		9

Q26 If you would like to move within the parishes surrounding your current home, which area(s) will you choose?

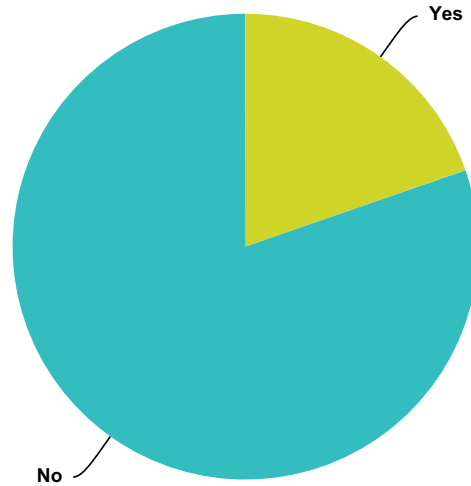
Answered: 7 Skipped: 127



Answer Choices	Responses
Combs	0.00% 0
Ringshall	0.00% 0
Barking	0.00% 0
Other (please specify)	100.00% 7
Total Respondents: 7	

Q27 Are any existing members of your household looking to move in to their own accommodation in the next 10 years? (e.g. son or daughter, older relative)

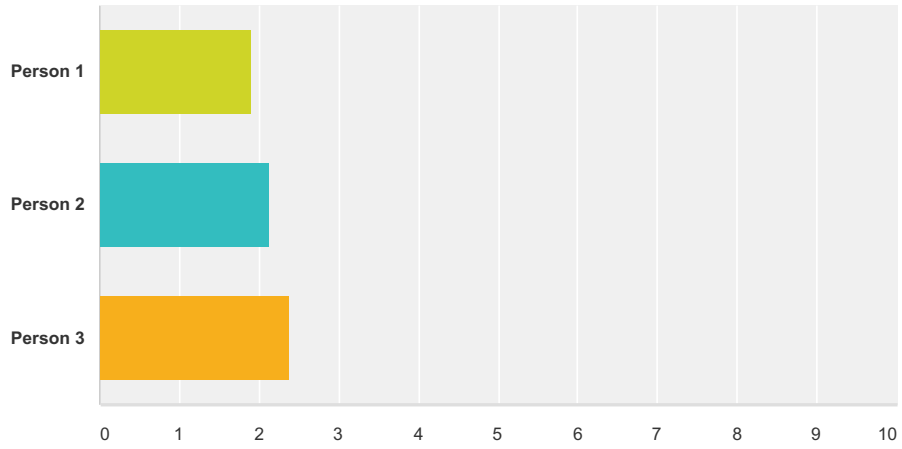
Answered: 127 Skipped: 7



Answer Choices	Responses	
Yes	19.69%	25
No	80.31%	102
Total		127

Q28 Who is looking / likely to move out of your current household in the next 3 years?

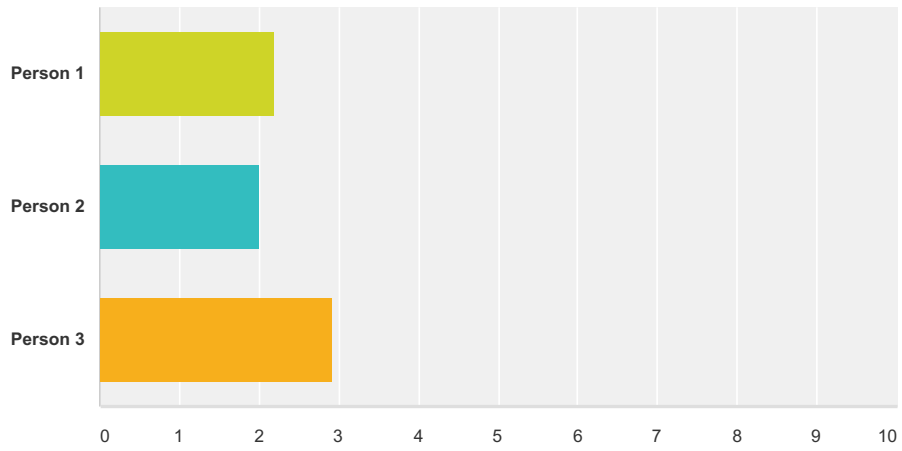
Answered: 23 Skipped: 111



	Parent / grandparent	Child who will be over 16	Partner / spouse / civil partner	Lodger	Friend	Other relative	Total	Weighted Average
Person 1	11.11% 1	88.89% 8	0.00% 0	0.00% 0	0.00% 0	0.00% 0	9	1.89
Person 2	0.00% 0	87.50% 7	12.50% 1	0.00% 0	0.00% 0	0.00% 0	8	2.13
Person 3	0.00% 0	88.89% 16	0.00% 0	0.00% 0	5.56% 1	5.56% 1	18	2.39

Q29 When they move out will they be

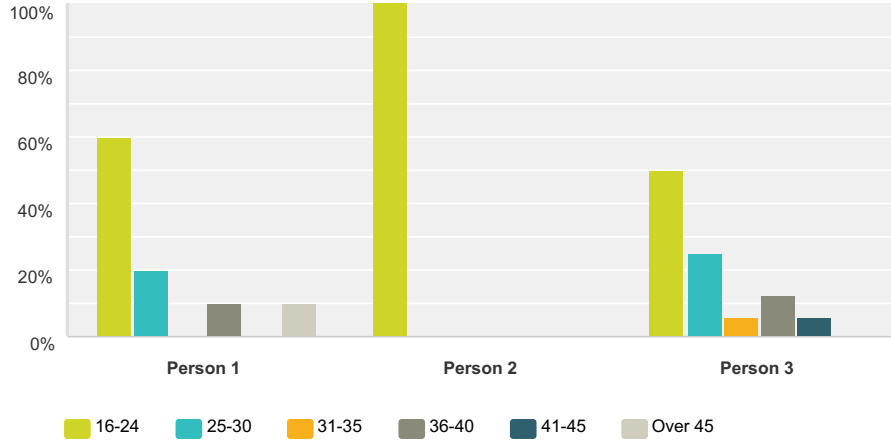
Answered: 22 Skipped: 112



	Single adult without children	Single adult with or expecting children	Couple without children	Couple with or expecting children	Student in full-time or part-time education	Total	Weighted Average
Person 1	50.00% 5	0.00% 0	40.00% 4	0.00% 0	10.00% 1	10	2.20
Person 2	66.67% 4	0.00% 0	16.67% 1	0.00% 0	16.67% 1	6	2.00
Person 3	33.33% 5	0.00% 0	33.33% 5	6.67% 1	26.67% 4	15	2.93

Q30 If the person leaving is doing so to form their first new, independent household, which age group do they fall in to? Please tick one per person

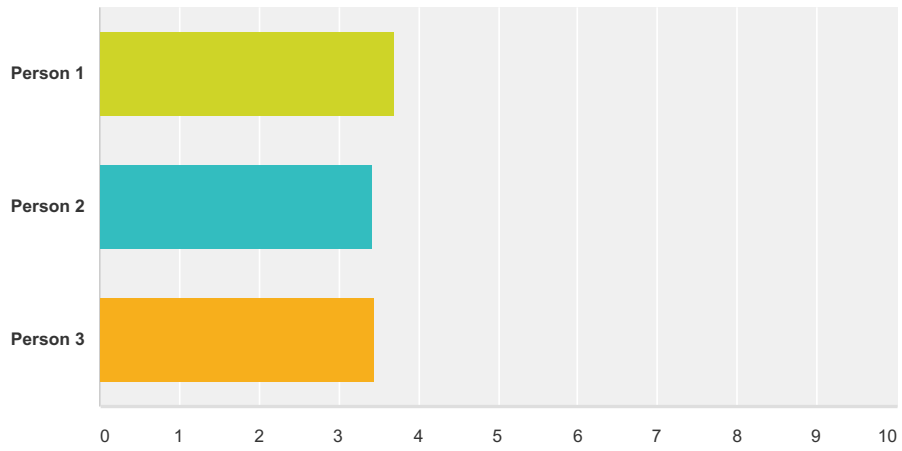
Answered: 23 Skipped: 111



	16-24	25-30	31-35	36-40	41-45	Over 45	Total
Person 1	60.00% 6	20.00% 2	0.00% 0	10.00% 1	0.00% 0	10.00% 1	10
Person 2	100.00% 6	0.00% 0	0.00% 0	0.00% 0	0.00% 0	0.00% 0	6
Person 3	50.00% 8	25.00% 4	6.25% 1	12.50% 2	6.25% 1	0.00% 0	16

Q31 When are these people likely to move?

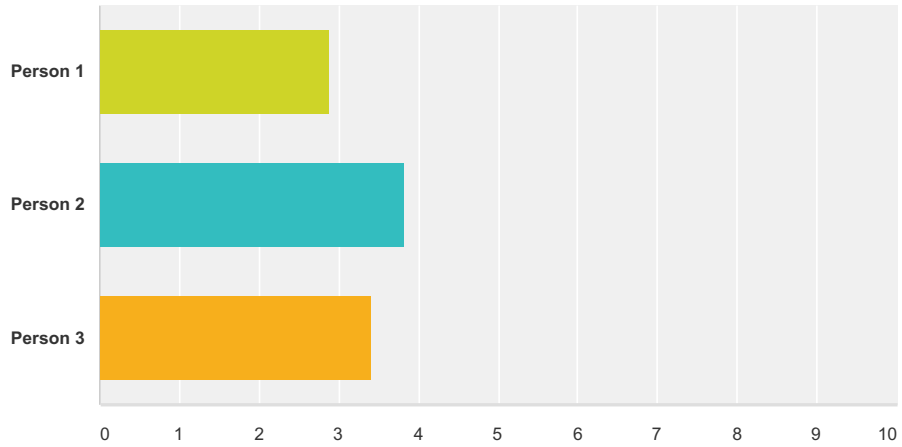
Answered: 23 Skipped: 111



	Now (or within the next month or two)	Within a year	In 1 -2 years	In 3 or more years	Total	Weighted Average
Person 1	0.00% 0	0.00% 0	30.00% 3	70.00% 7	10	3.70
Person 2	0.00% 0	14.29% 1	28.57% 2	57.14% 4	7	3.43
Person 3	6.25% 1	12.50% 2	12.50% 2	68.75% 11	16	3.44

Q32 Is the person likely to own or rent the property they move in to?

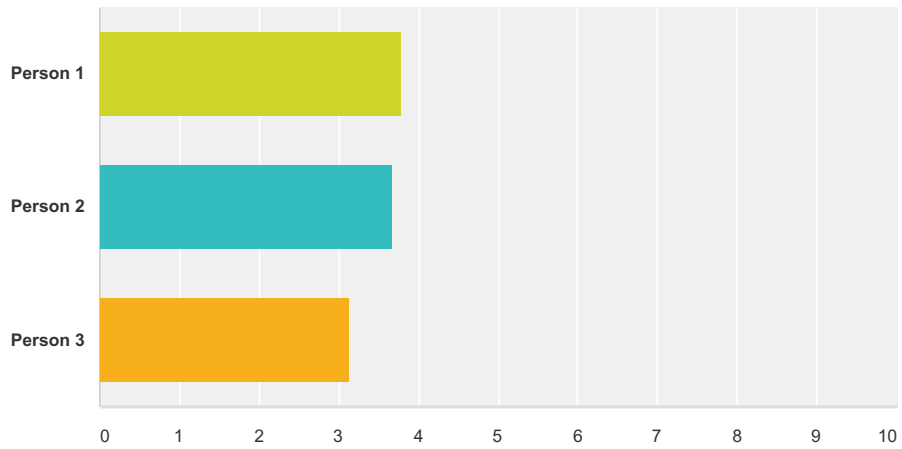
Answered: 21 Skipped: 113



	Own outright	Own with a mortgage	Part own / part rent e.g. shared ownership	Rent from the council	Rent from a housing association	Rent from a private landlord / letting agent	Rent from a relative / friend	Rent a tied property / linked to job	Share a flat / house in the private rented sector	Total	Weighted Average
Person 1	0.00% 0	77.78% 7	0.00% 0	0.00% 0	0.00% 0	11.11% 1	11.11% 1	0.00% 0	0.00% 0	9	2.89
Person 2	16.67% 1	33.33% 2	0.00% 0	0.00% 0	0.00% 0	50.00% 3	0.00% 0	0.00% 0	0.00% 0	6	3.83
Person 3	6.67% 1	46.67% 7	6.67% 1	6.67% 1	6.67% 1	13.33% 2	0.00% 0	0.00% 0	13.33% 2	15	3.40

Q33 What type of property is the person likely to move to?

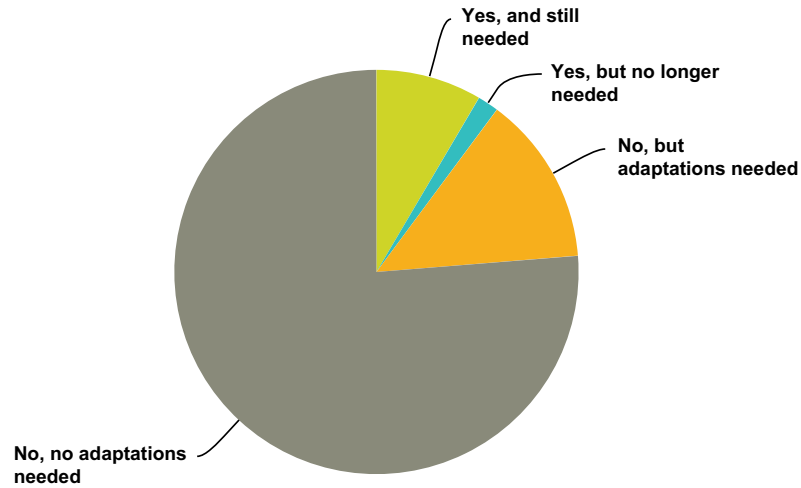
Answered: 21 Skipped: 113



	Bedsit / studio	Flat / apartment	Terraced house (including end terraced)	Semi-detached house	Detached house	Detached bungalow	Mobile home / caravan	Maisonette	Semi-detached bungalow	Park Home	Self-build home	Total	Weighted Average
Person 1	0.00% 0	11.11% 1	44.44% 4	11.11% 1	22.22% 2	11.11% 1	0.00% 0	0.00% 0	0.00% 0	0.00% 0	0.00% 0	9	3.78
Person 2	0.00% 0	16.67% 1	33.33% 2	16.67% 1	33.33% 2	0.00% 0	0.00% 0	0.00% 0	0.00% 0	0.00% 0	0.00% 0	6	3.67
Person 3	0.00% 0	35.71% 5	28.57% 4	21.43% 3	14.29% 2	0.00% 0	0.00% 0	0.00% 0	0.00% 0	0.00% 0	0.00% 0	14	3.14

Q34 Has your home, or the access to it, been built or adapted to meet the needs of someone with a disability?

Answered: 118 Skipped: 16



Answer Choices	Responses	
Yes, and still needed	8.47%	10
Yes, but no longer needed	1.69%	2
No, but adaptations needed	13.56%	16
No, no adaptations needed	76.27%	90
Total		118

**Q35 Please tick all facilities that are already
in your home**

Answered: 96 Skipped: 38

Answer Choices	Responses	
Wheelchair adaptations	5.21%	5
Access to property / ramp	10.42%	10
Vertical lift / stair lift	0.00%	0
Bathroom adaptations	3.13%	3
Ground floor wet room	9.38%	9
Ground floor toilet	87.50%	84
Handrails / grab rails	11.46%	11
Kitchen adaptations	1.04%	1
Safe access to garden / external areas	26.04%	25
Assistance maintaining house / garden	9.38%	9
Extension / extra room	18.75%	18
Alarm system	6.25%	6
Downstairs bedroom	34.38%	33
Other (please specify)	3.13%	3
Total Respondents: 96		

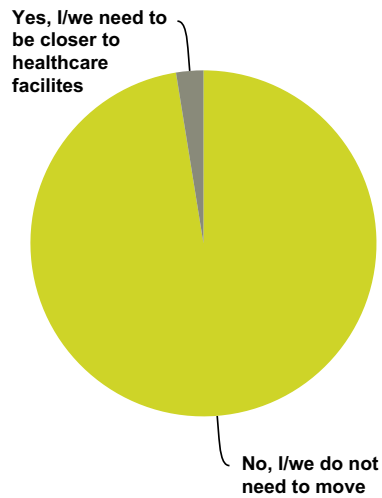
Q36 What needs to be provided?

Answered: 21 Skipped: 113

Answer Choices	Responses	
Wheelchair adaptations	14.29%	3
Access to property / ramp	38.10%	8
Vertical lift / stair lift	14.29%	3
Bathroom adaptations	23.81%	5
Ground floor wet room	19.05%	4
Ground floor toilet	14.29%	3
Handrails / grab rails	33.33%	7
Kitchen adaptations	14.29%	3
Safe access to garden / external areas	28.57%	6
Assistance maintaining house / garden	23.81%	5
Extension / extra room	14.29%	3
Alarm system	19.05%	4
Downstairs bedroom	23.81%	5
Other (please specify)	14.29%	3
Total Respondents: 21		

Q37 If your present home is not adequate for you or another household member, do you need to move to resolve this difficulty?

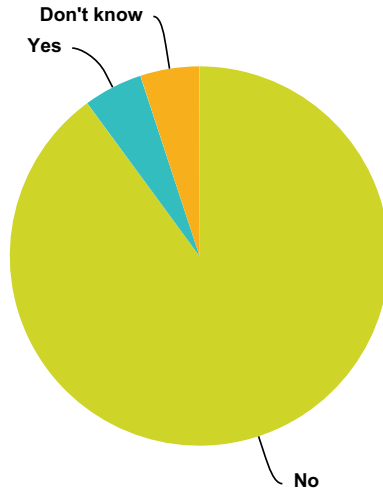
Answered: 79 Skipped: 55



Answer Choices	Responses	
No, I/we do not need to move	97.47%	77
Yes, because I cannot afford adaptations	0.00%	0
Yes, because my/our home cannot be adapted	0.00%	0
Yes, I/we need to be closer to healthcare facilities	2.53%	2
Yes, I/we need to be close to family or friends	0.00%	0
Total		79

Q38 Do you have elderly relatives who may need to move to Suffolk within the next 3 years to receive support from you?

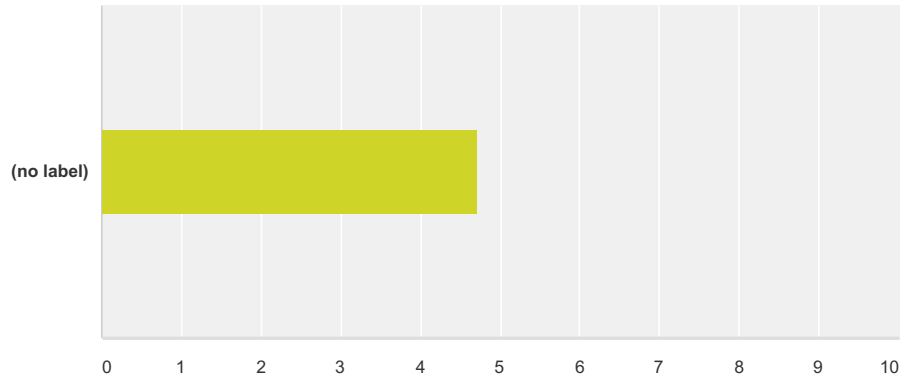
Answered: 119 Skipped: 15



Answer Choices	Responses	
No	89.92%	107
Yes	5.04%	6
Don't know	5.04%	6
Total		119

Q39 What type of property is the person looking for?

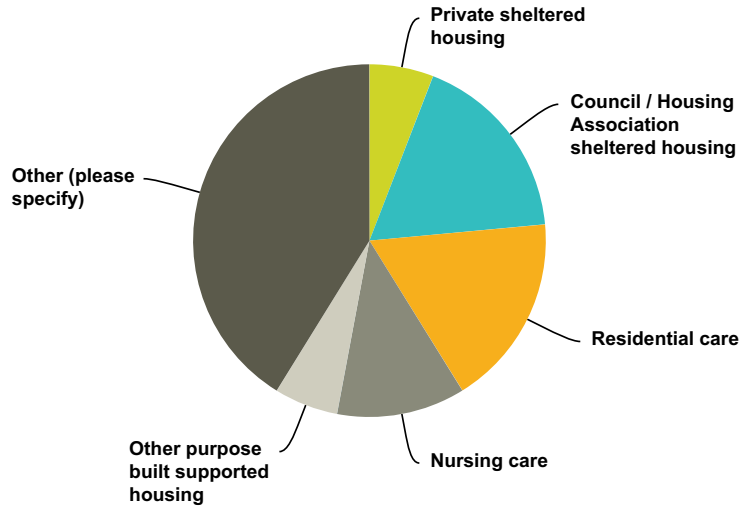
Answered: 7 Skipped: 127



	Bedsit / studio	Flat / apartment	Terraced house (including end terraced)	Semi-detached house	Detached house	Detached bungalow	Mobile home / caravan	Maisonette	Semi-detached bungalow	Park Home	Self-build home	Total	Weighted Average
(no label)	0.00% 0	28.57% 2	0.00% 0	0.00% 0	14.29% 1	57.14% 4	0.00% 0	0.00% 0	0.00% 0	0.00% 0	0.00% 0	7	4.71

**Q40 If any of your relatives require care would you / they be looking for any of these types of supported accommodation?
Please tick all that apply.**

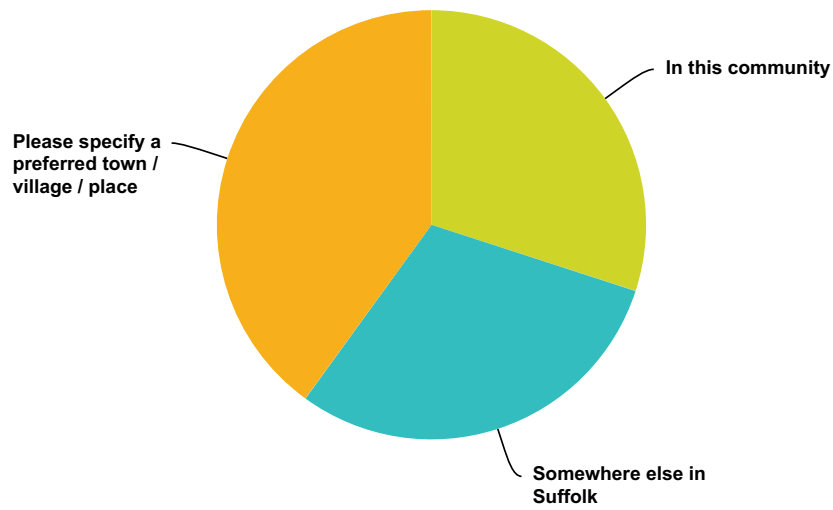
Answered: 17 Skipped: 117



Answer Choices	Responses
Private sheltered housing	5.88% 1
Council / Housing Association sheltered housing	17.65% 3
Residential care	17.65% 3
Nursing care	11.76% 2
Extra care housing	0.00% 0
Other purpose built supported housing	5.88% 1
Other (please specify)	41.18% 7
Total	17

Q41 What geographical area are you considering?

Answered: 20 Skipped: 114



Answer Choices	Responses	Count
In this community	30.00%	6
Somewhere else in Suffolk	30.00%	6
Please specify a preferred town / village / place	40.00%	8
Total		20